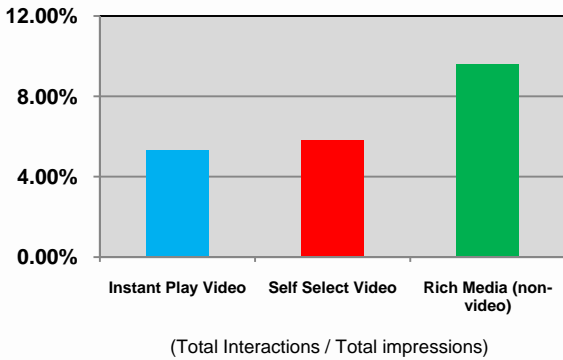


Entertainment Vertical Performance by Initiation Type

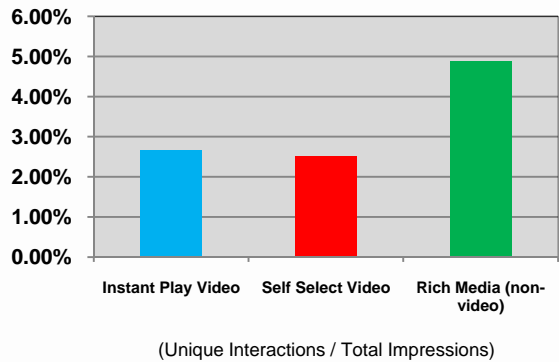
Listed below is data gathered from a recent sampling of EyeWonder's ad campaigns in the Entertainment vertical. This report analyzes performance of Entertainment ads by initiation type. Instant Play Video, Self Select Video, and non-video Rich Media units are compared across four main industry metrics.

Initiation Type:	Interaction Rate (total)	Interaction Rate (unique)	Average Interaction Time	Click-Through Rate
Instant Play Video	5.29% average	2.66% average	14.19 seconds	0.47% average
Self Select Video	5.79% average	2.51% average	28.73 seconds	0.13% average
Rich Media (non-video)	9.60% average	4.87% average	14.32 seconds	0.47% average

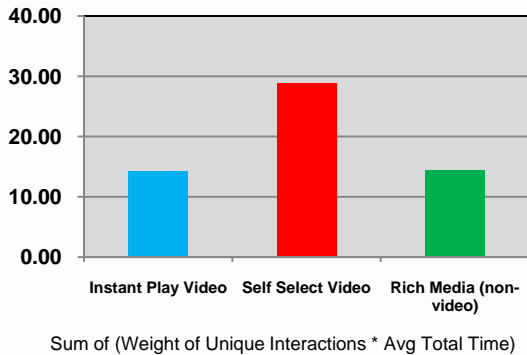
Average Interaction Rate (total) by Initiation Type
Entertainment Vertical – Q1 2010



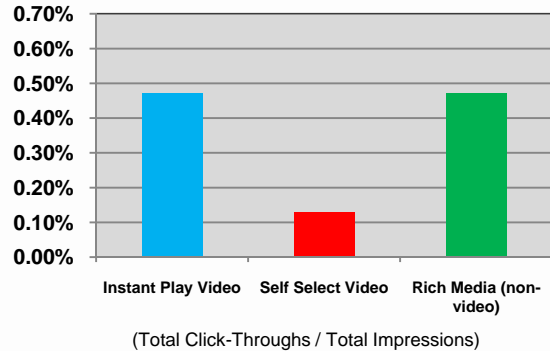
Average Interaction Rate (unique) by Initiation Type
Entertainment Vertical – Q1 2010



Average Interaction Time (seconds) by Initiation Type
Entertainment Vertical – Q1 2010



Average CTR by Initiation Type
Entertainment Vertical – Q1 2010



NOTE: Above quantitative data is only behavioral in nature and does not reflect qualitative factors including creative design and campaign objectives. Campaign objectives differ by campaign and will produce varying results depending on the chosen goals.